

Management Occupations

Numeric growth 2010-2020:
-3,655

Percent growth 2010-2020:
-9.1%

Openings 2010-2020:
5,321

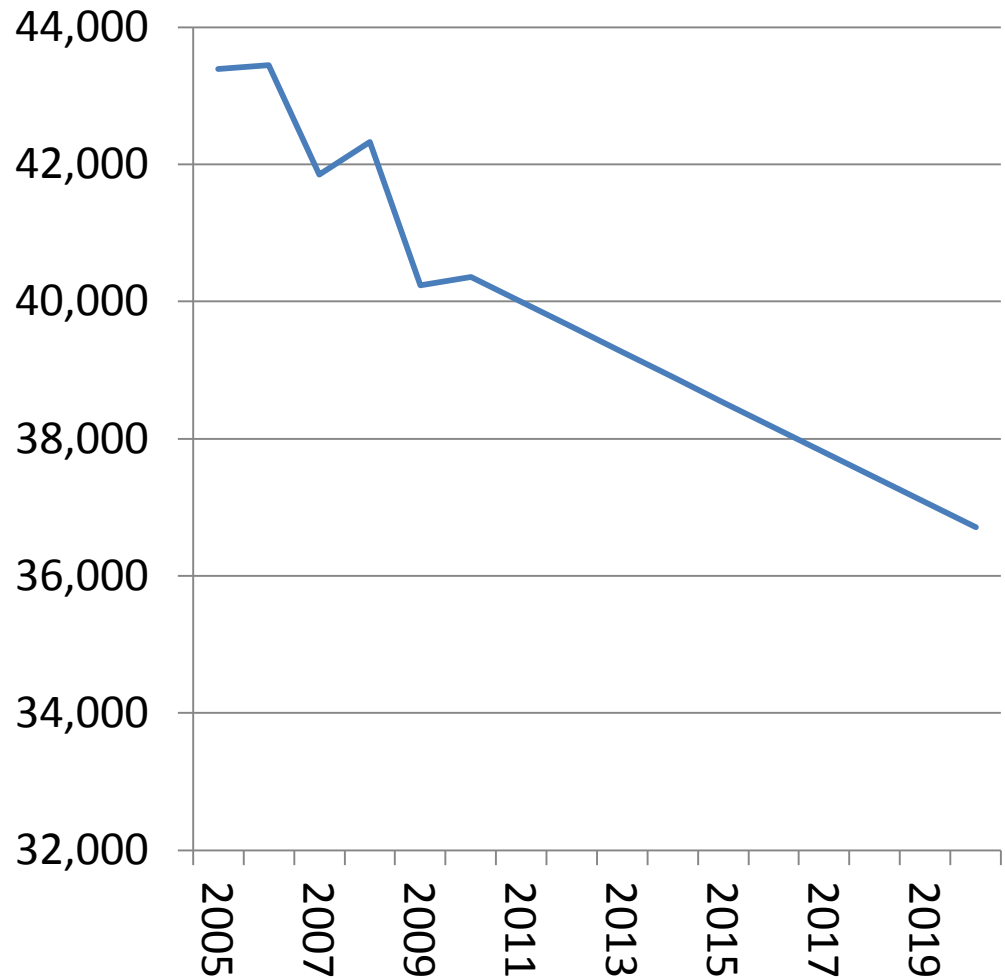
Most new jobs:
Financial managers +1,129

Fastest growing (in percent):
Social & community service +47%

Fastest declining (in percent):
Food service -23%

Highest paying:
Chief executives >\$164,000

Cincinnati MSA Employment
MANAGEMENT OCCUAPATIONS



Business & Financial Occupations

Numeric growth 2010-2020:
+2,402

Percent growth 2010-2020:
5%

Openings 2010-2020:
12,232

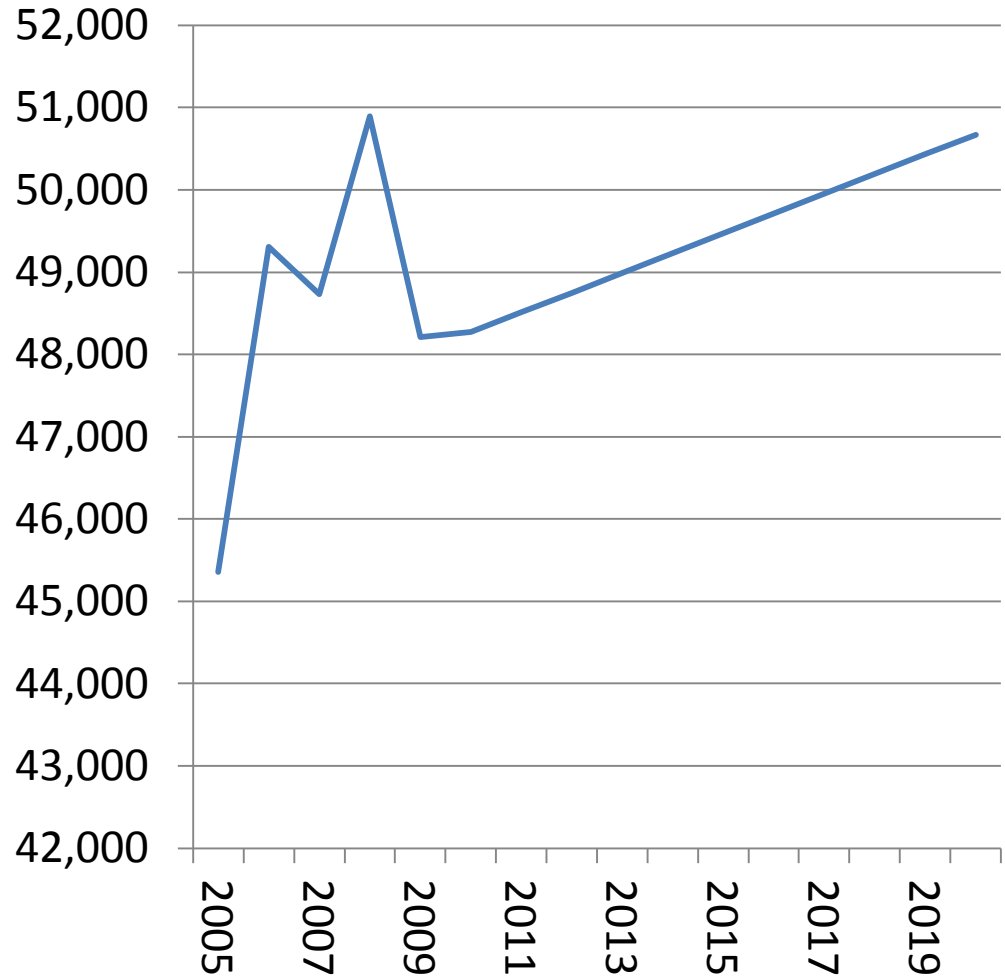
Most new jobs:
Personal financial advisors +844

Fastest growing 2010-2020 (in percent):
Personal financial advisors +52%

Fastest declining 2010-2020 (in percent):
Wholesale & retail buyers -11%

Highest paying:
Financial analysts \$75,170

Cincinnati MSA Employment BUSINESS & FINANCIAL OCCUPATIONS



Computer & Mathematical Science Occupations

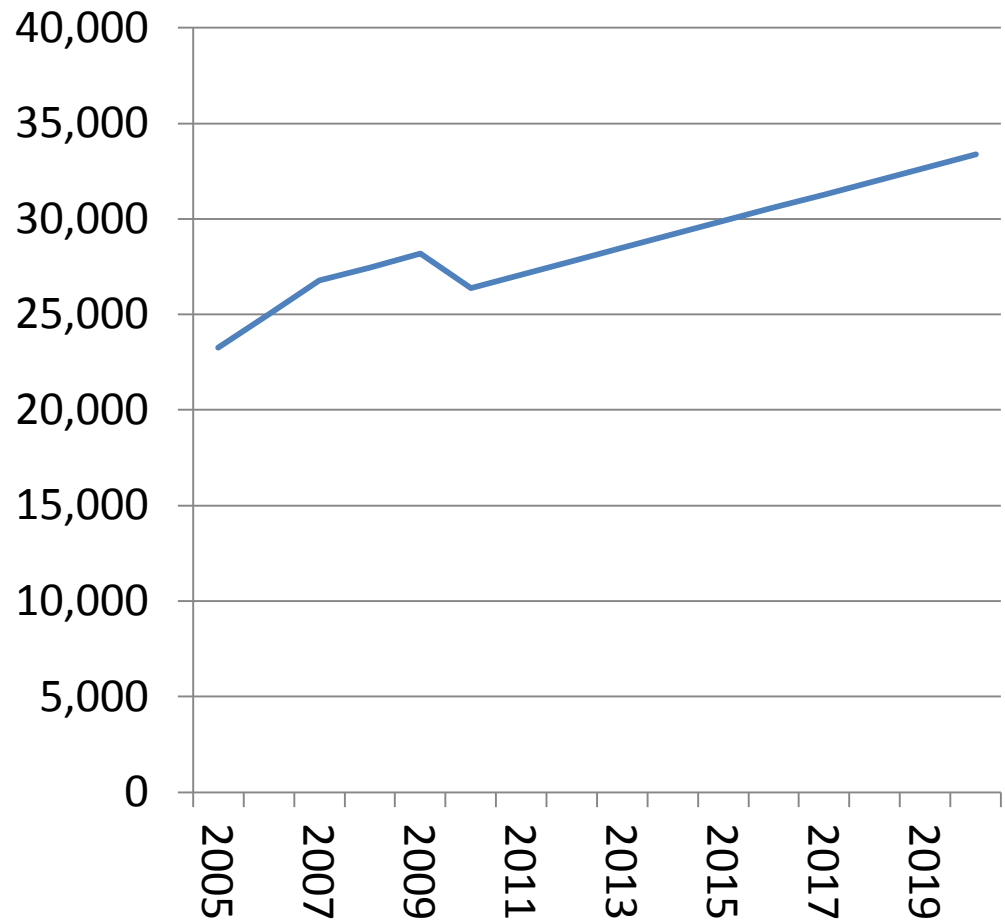
Numeric growth 2010-2020:
+6,988

Percent growth 2010-2020:
4%

Openings 2010-2020:
11,900

*Due to the large amount of Occupational Title & Code changes in the year 2010, accurate projections for **Fastest/Slowest Growing** and **Largest/Smallest Sub-Occupations** in this group cannot be calculated.

Cincinnati MSA Employment COMPUTER & MATHEMATICAL SCIENCE OCCUPATIONS



Architecture & Engineering Occupations

Numeric growth 2010-2020:

-1,531

Percent growth 2010-2020:

-21.8%

Openings 2010-2020:

2,042

Most new jobs:

Electrical Engineers +257

Fastest growing 2010-2020: (in percent):

Environmental Engineering Technicians +44.3%

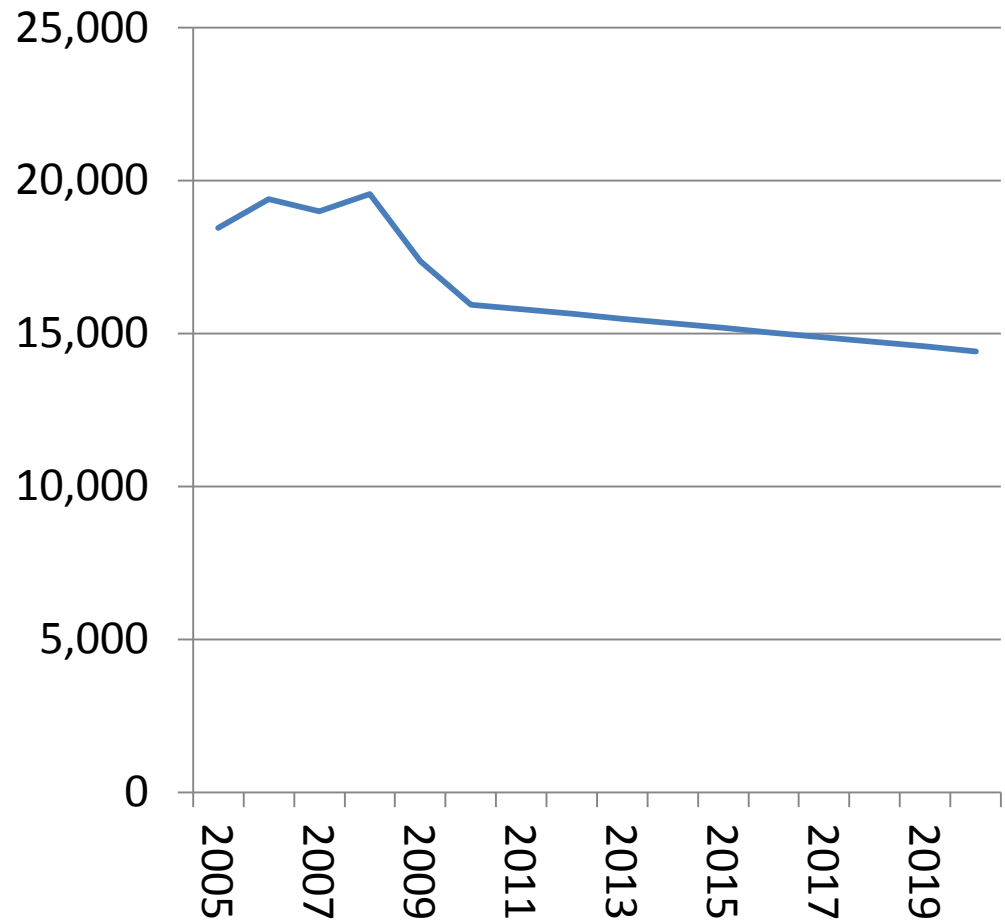
Fastest declining 2010-2020: (in percent):

Electrical & Electronics Engineering Technicians -18.1%

Highest paying (Annual Median Wage):

Electronics Engineers, except Computer \$91,820

Cincinnati MSA Employment ARCHITECTURE & ENGINEERING OCCUPATIONS



**Life, Physical, & Social
Science Occupations**

**Numeric growth 2010-2020:
-274**

**Percent growth 2010-2020:
-25.9%**

**Openings 2010-2020:
1,485**

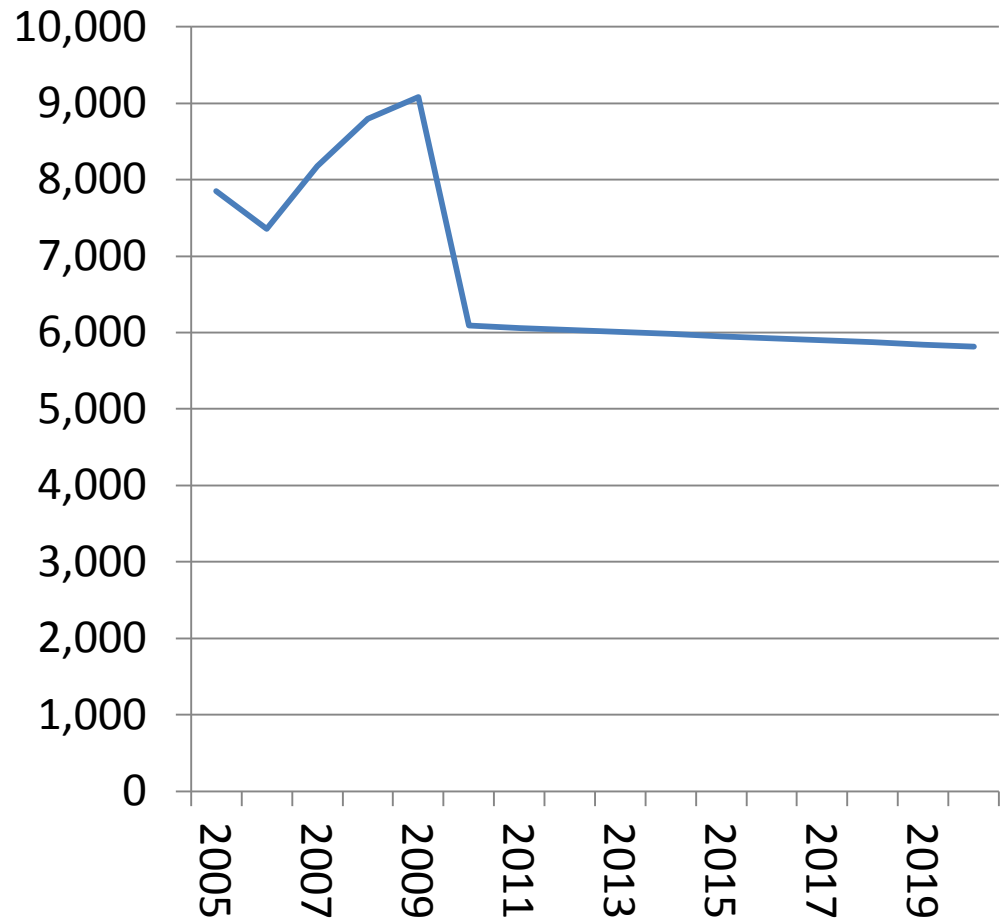
**Most new jobs:
Chemists +306**

**Fastest growing 2010-2020: (in
percent):
Environmental Science & Protection
Technicians, Including Health +43.6%**

**Fastest declining 2010-2020: (in
percent):
Life, Physical, and Social Science
Technicians, All Other -8.2%**

**Highest paying (Annual Median
Wage):
Physical Scientists, All Other
\$101,780**

**Cincinnati MSA Employment
LIFE, PHYSICAL, & SOCIAL SCIENCE
OCCUPATIONS**



Community & Social Services Occupations

Numeric growth 2010-2020:

+4,526

Percent growth 2010-2020:

+36.7%

Openings 2010-2020:

+7,175

Most new jobs:

Educational, Guidance, School, and Vocational Counselors +967

Fastest growing 2010-2020: (in percent):

Mental Health Counselors +56.3%

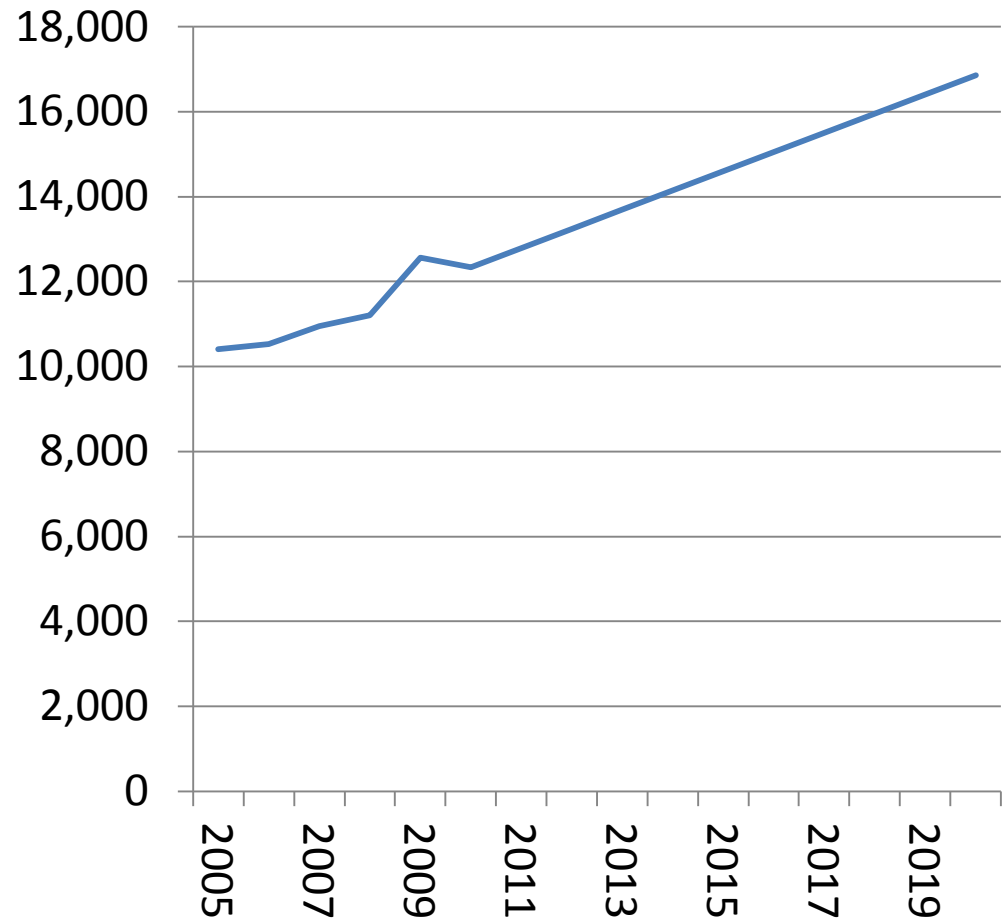
Fastest declining 2010-2020: (in percent):

Clergy -2.5%

Highest paying (Annual Median Wage):

Educational, Guidance, School, and Vocational Counselors \$60,130

Cincinnati MSA Employment COMMUNITY & SOCIAL SERVICES OCCUPATIONS



Legal Occupations

Numeric growth 2010-2020:

+1,618

Percent growth 2010-2020:

+2.6%

Openings 2010-2020:

+2,718

Most new jobs:

Lawyers +1,846

Fastest growing 2010-2020: (in percent):

Lawyers +30.1%

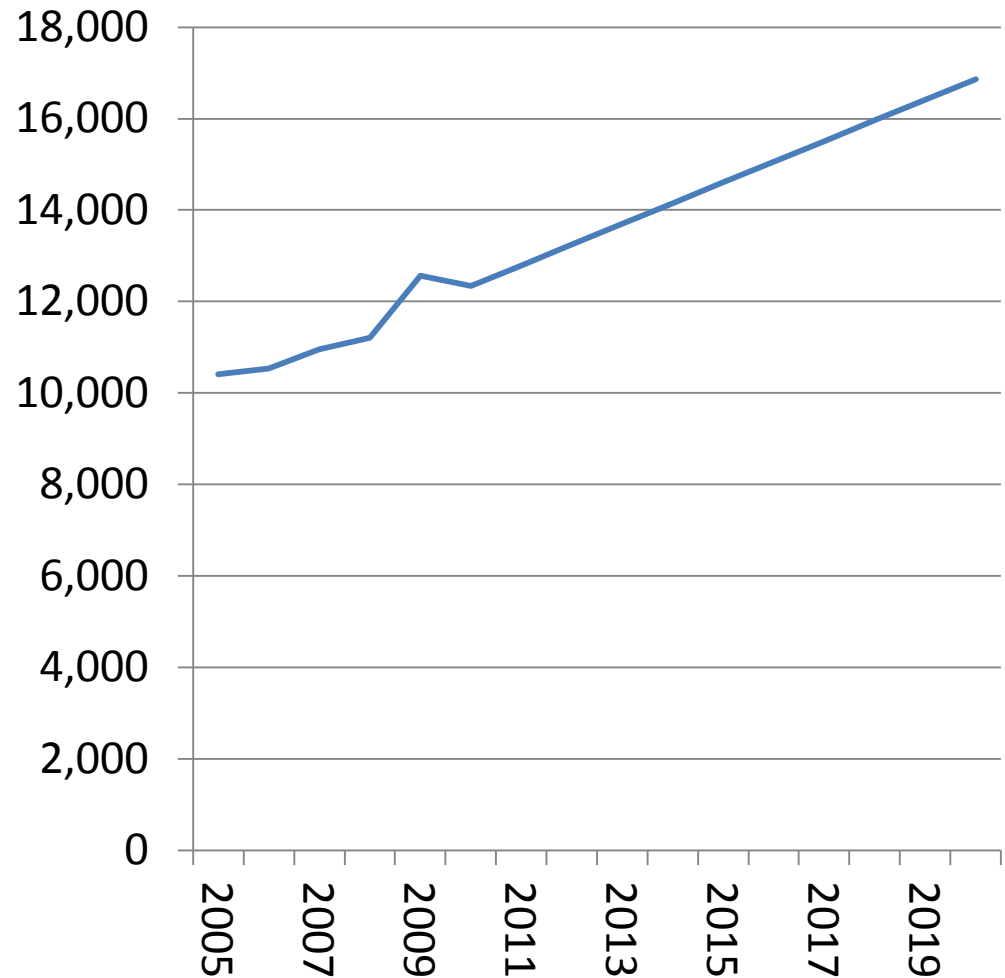
Fastest declining 2010-2020: (in percent):

Legal Support Workers, All Other - 17.4%

Highest paying (Annual Median Wage):

Lawyers \$93,260

**Cincinnati MSA Employment
LEGAL OCCUPATIONS**



Education, Training, and Library Occupations

Numeric growth 2010-2020:
+7,307

Percent growth 2010-2020:
+13.1%

Openings 2010-2020:
+19,376

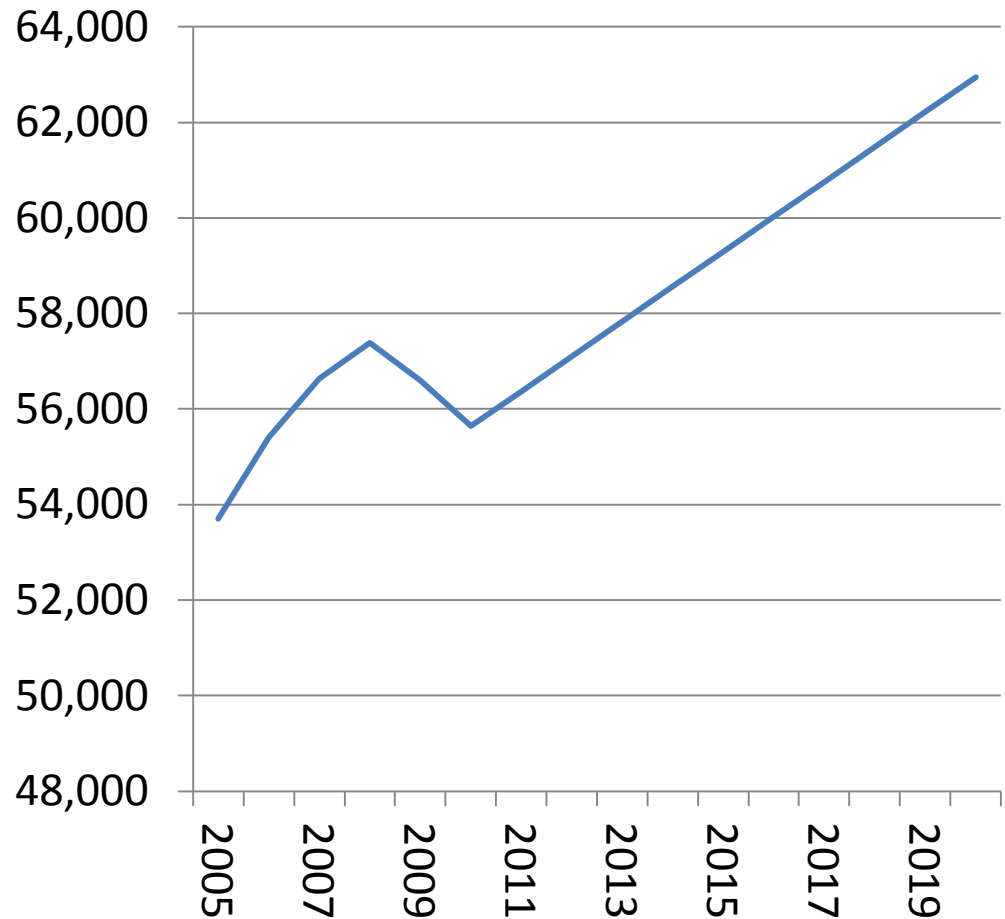
Most new jobs:
Teacher Assistants +4,622

Fastest growing 2010-2020: (in percent):
Preschool Teachers, Except Special Education +44.9%

Fastest declining 2010-2020: (in percent):
Career/Technical Education Teachers, Secondary School -18.9%

Highest paying (Annual Median Wage):
Curators \$66,890

Cincinnati MSA Employment EDUCATION, TRAINING, & LIBRARY OCCUPATIONS



Arts, Design, Entertainment, & Sports Media Occupations

Numeric growth 2010-2020:
+1,325

Percent growth 2010-2020:
+11.7%

Openings 2010-2020:
+4,357

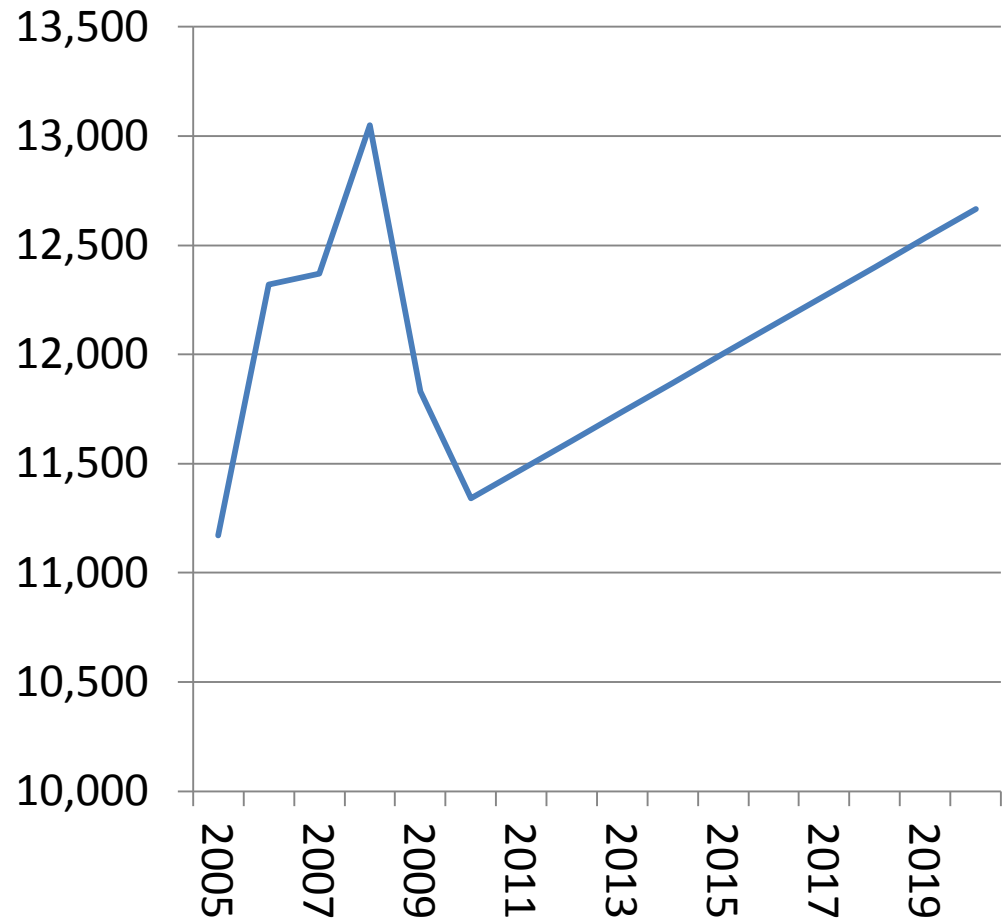
Most new jobs:
Coaches & Scouts +1,189

Fastest growing 2010-2020: (in percent):
Coaches & Scouts +49.4%

Fastest declining 2010-2020: (in percent):
Writers & Authors -13.5%

Highest paying (Annual Median Wage):
Art Directors \$78,620

Cincinnati MSA Employment ARTS, DESIGN, ENTERTAINMENT, & SPORTS MEDIA OCCUPATIONS



Healthcare Practitioners & Technical Occupations

Numeric growth 2010-2020:
+17,456

Percent growth 2010-2020:
+29.5%

Openings 2010-2020:
+29,383

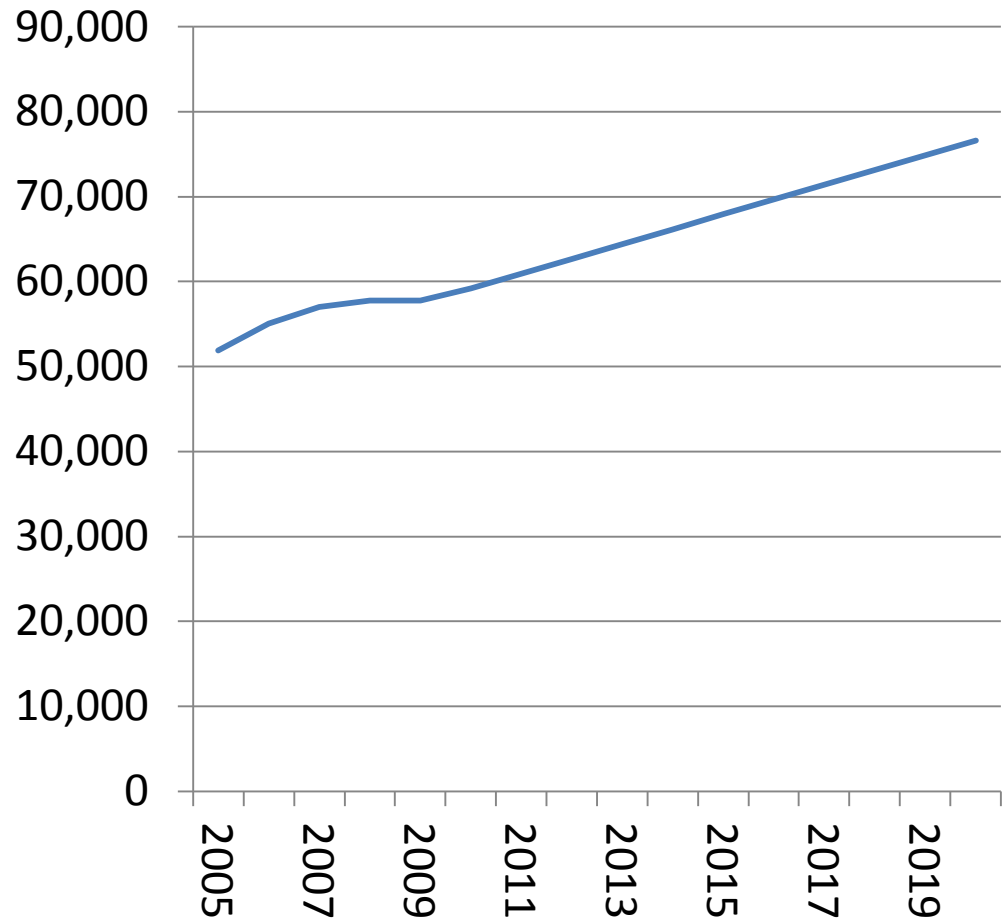
Most new jobs:
Registered Nurses +14,910

Fastest growing 2010-2020: (in percent):
Veterinary Technologists and Technicians +62.5%

Fastest declining 2010-2020: (in percent):
Occupational Health & Safety Specialists -11.5%

Highest paying (Annual Median Wage):
Dentists, General ≥ \$166,400

Cincinnati MSA Employment HEALTHCARE PRACTITIONERS & TECHNICAL OCCUPATIONS



Healthcare & Support Occupations

Numeric growth 2010-2020:
+17,571

Percent growth 2010-2020:
+54.5%

Openings 2010-2020:
+22,171

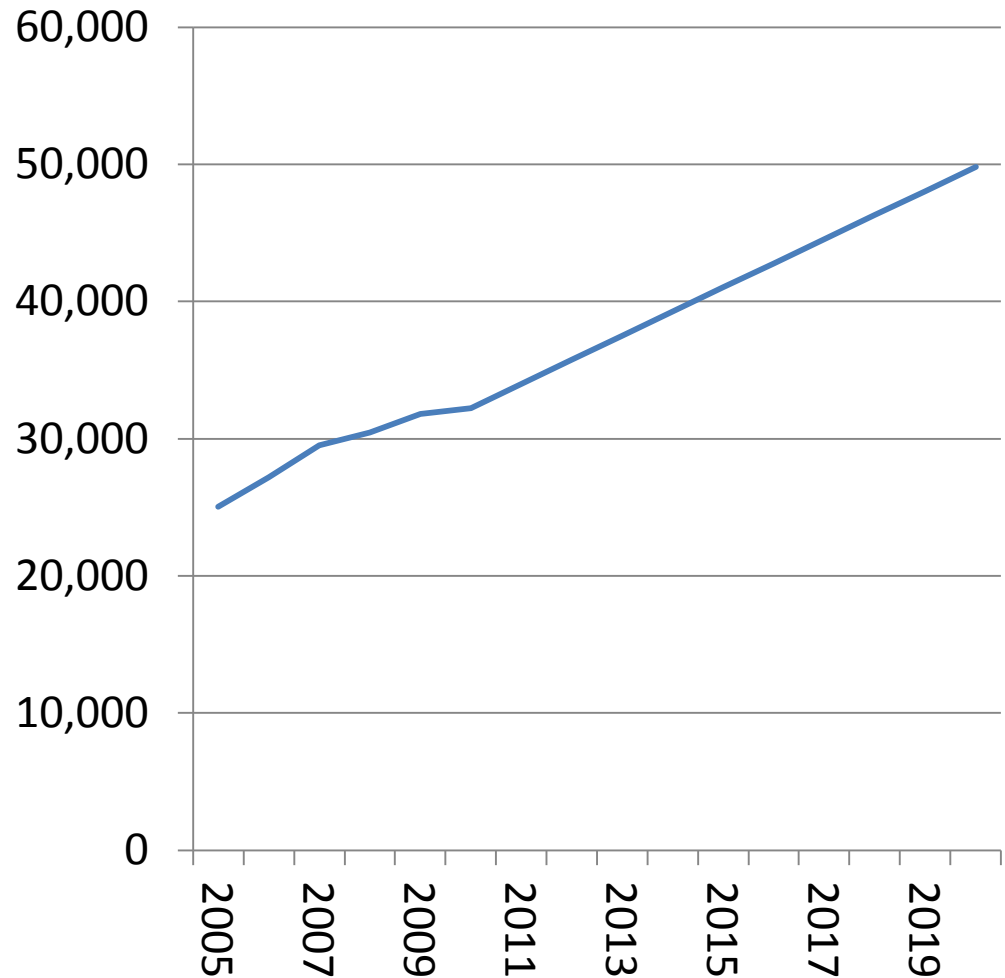
Most new jobs:
Home Health Aides +7,815

Fastest growing 2010-2020: (in percent):
Home Health Aides +89.4%

Slowest growing 2010-2020: (in percent):
Medical Equipment Preparers +4.4%

Highest paying (Annual Median Wage):
Physical Therapist Assistants \$55,690

Cincinnati MSA Employment
HEALTHCARE & SUPPORT OCCUPATIONS



Protective Service Occupations

Numeric growth 2010-2020:

-739

Percent growth 2010-2020:

-3.7%

Openings 2010-2020:

+4,281

Most new jobs:

Lifeguards, Ski Patrol, and Other Recreational Protective Service Workers +1,346

Fastest growing 2010-2020: (in percent):

Animal Control Workers +31.7%

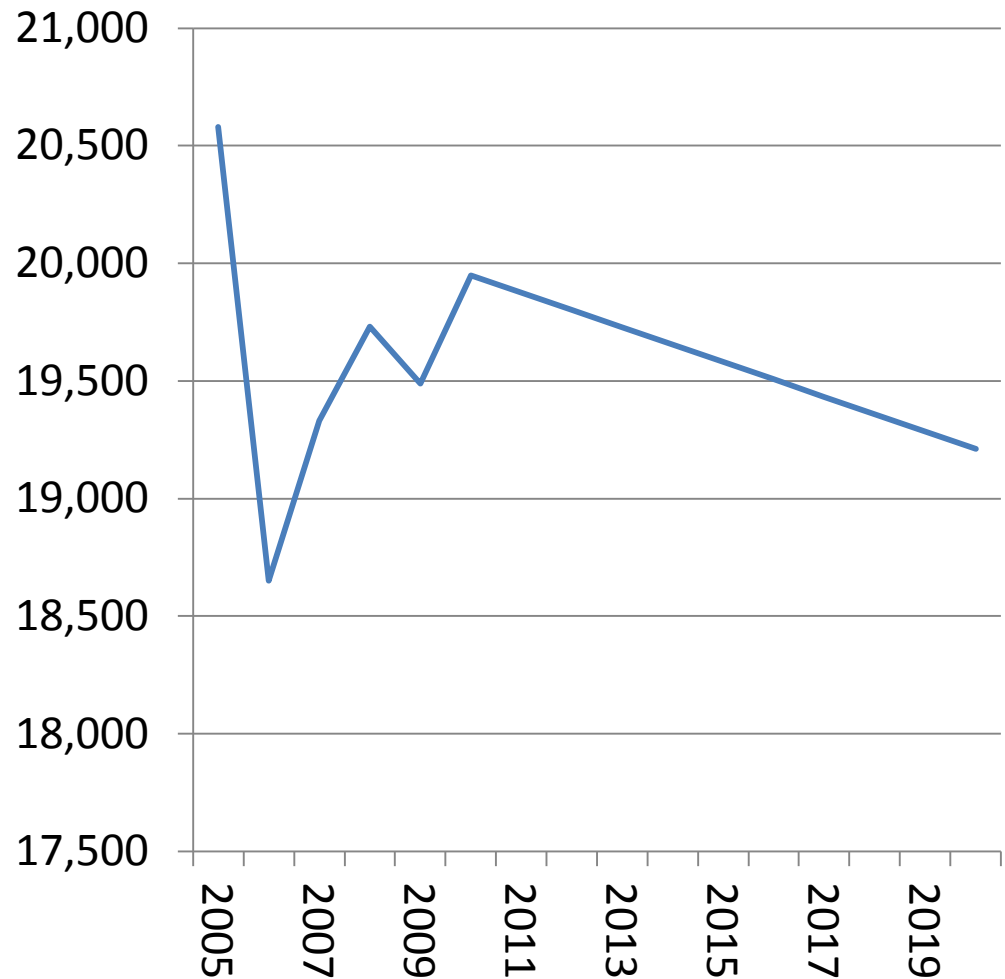
Fastest declining 2010-2020: (in percent):

Crossing Guards -18.9%

Highest paying (Annual Median Wage):

Physical Therapist Assistants \$55,690

Cincinnati MSA Employment PROTECTIVE SERVICE OCCUPATIONS



Food Preparation & Serving Related Occupations

Numeric growth 2010-2020:
+2,833

Percent growth 2010-2020:
3.1%

Openings 2010-2020:
+35,680

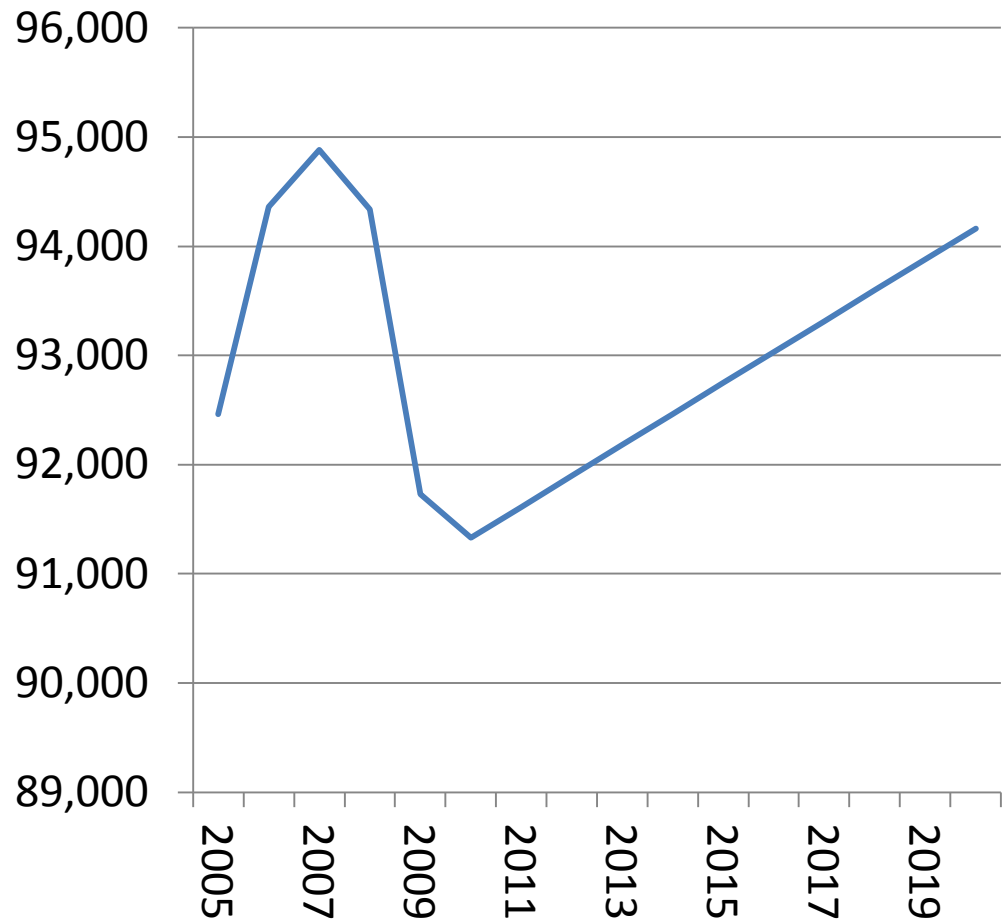
Most new jobs:
Waiters & Waitresses +17,000

Fastest growing 2010-2020: (in percent):
Foodservers, Nonrestaurant +38%

Fastest declining 2010-2020: (in percent):
Food Preparation & Serving Related Workers, All Other -25.8%

Highest paying (Annual Median Wage):
Chefs & Head Cooks \$36,510

Cincinnati MSA Employment FOOD PREPARATION & SERVING RELATED OCCUPATIONS



Building and Grounds Cleaning and Maintenance Occupations

Numeric growth 2010-2020:

+1,975

Percent growth 2010-2020:

6.9%

Openings 2010-2020:

+7,095

Most new jobs:

Janitors & Cleaners, Except Maids and Housekeeping Cleaners +4,363

Fastest growing 2010-2020: (in percent):

Pest Control Workers +19.8%

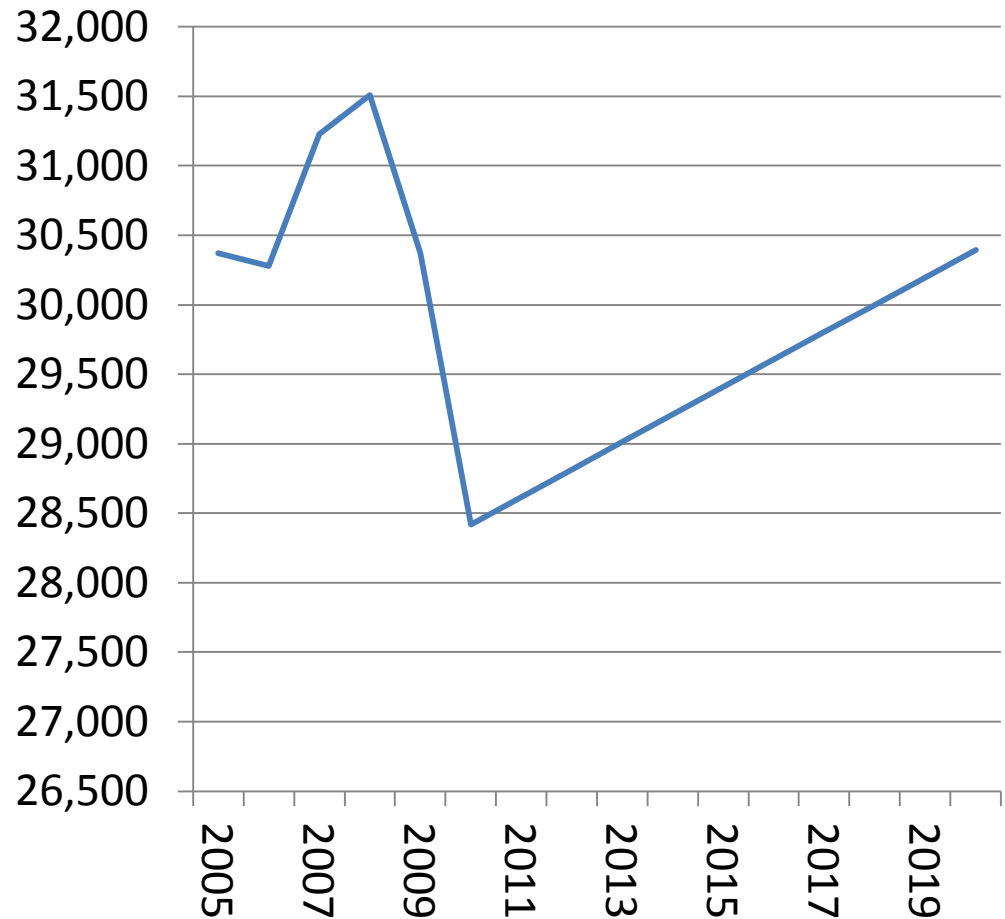
Fastest declining 2010-2020: (in percent):

First-Line Supervisors/Managers of Housekeeping and Janitorial Workers -8.2%

Highest paying (Annual Median Wage):

First-Line Supervisors/Managers of Landscaping, Lawn Service, and Groundskeeping Workers \$43,190

Cincinnati MSA Employment BUILDING AND GROUNDS CLEANING AND MAINTENANCE OCCUPATIONS



Personal Care & Service Occupations

Numeric growth 2010-2020:

+1,568

Percent growth 2010-2020:

6.8%

Openings 2010-2020:

+7,322

Most new jobs:

Hairdressers, Hairstylists, & Cosmetologists +1,676

Fastest growing 2010-2020: (in percent):

Personal Care Aides +50.5%

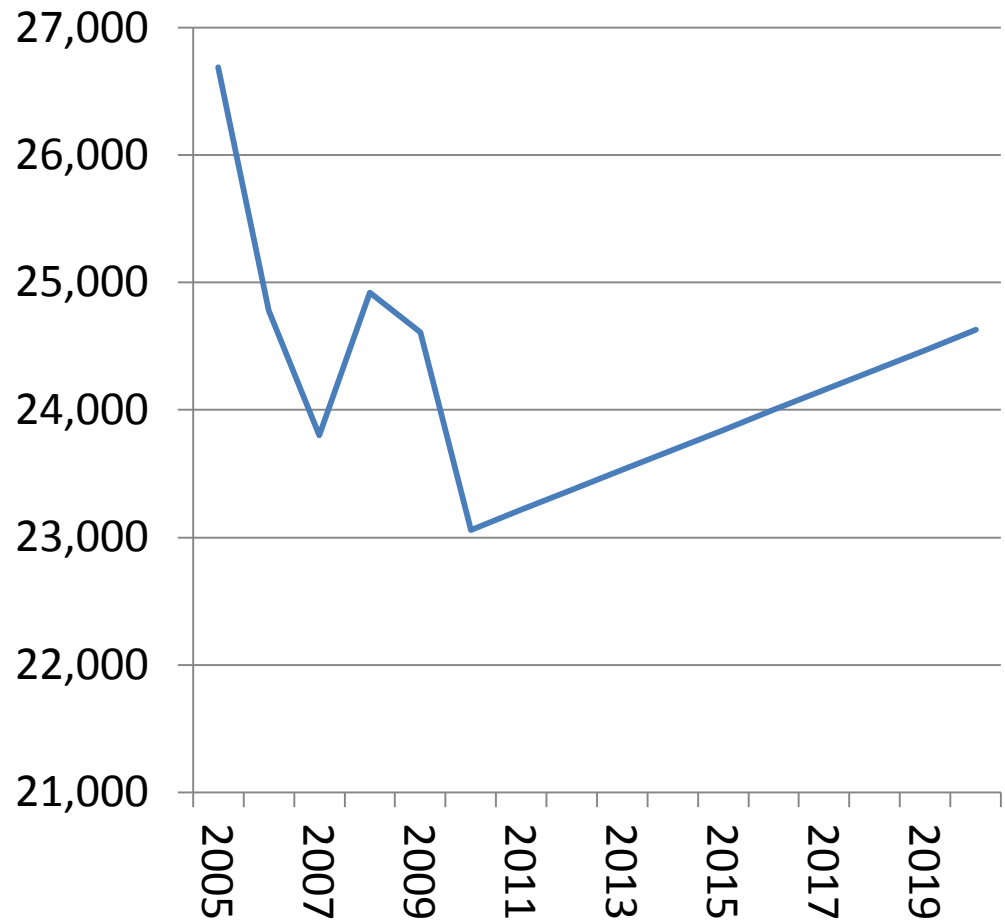
Fastest declining 2010-2020: (in percent):

Funeral Attendants -14.8%

Highest paying (Annual Median Wage):

First-Line Supervisors of Personal Service Workers \$32,240

**Cincinnati MSA Employment
PERSONAL CARE & SERVICE
OCCUPATIONS**



Sales & Related Occupations

Numeric growth 2010-2020:

+17,725

Percent growth 2010-2020:

17.2%

Openings 2010-2020:

+49,382

Most new jobs:

Cashiers +11,948

Fastest growing 2010-2020: (in percent):

Insurance Sales Agents +41.9%

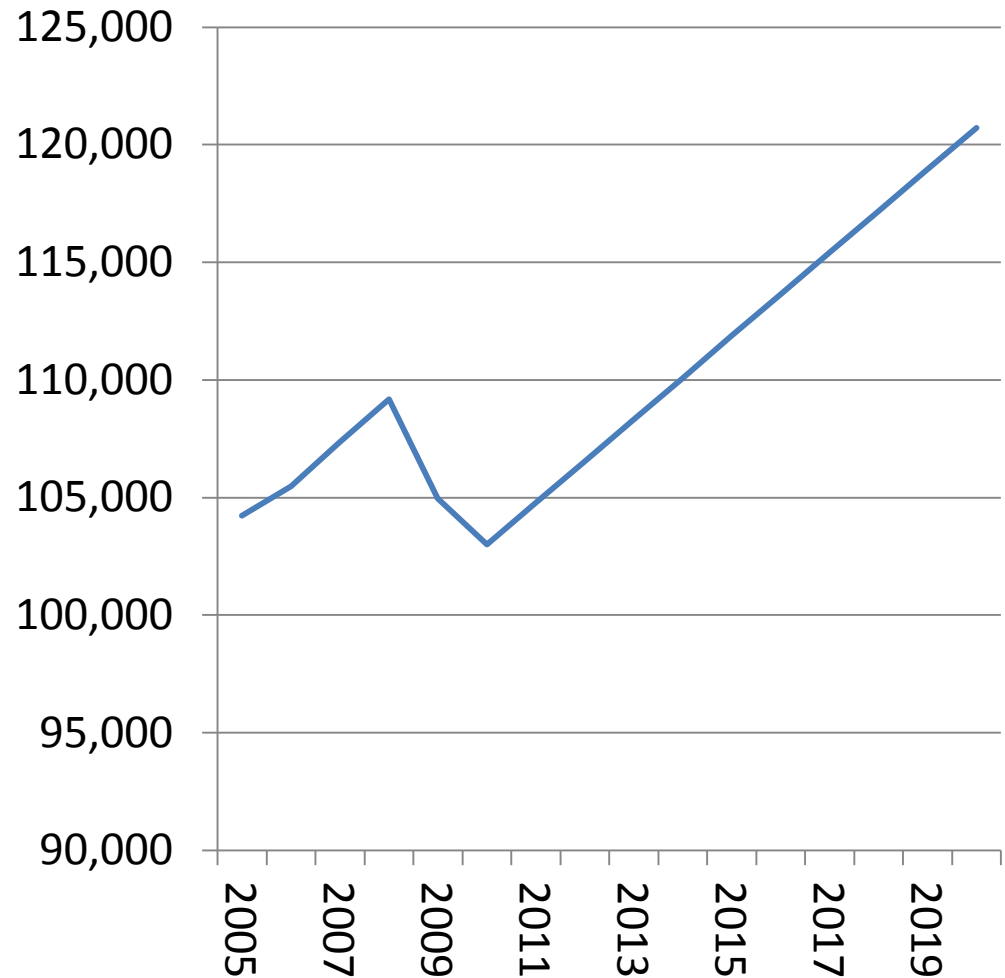
Fastest declining 2010-2020: (in percent):

Travel Agents -10%

Highest paying (Annual Median Wage):

Real Estate Brokers \$92,070

**Cincinnati MSA Employment
SALES & RELATED OCCUPATIONS**



Office & Administrative Support Occupations

Numeric growth 2010-2020:
+22,256

Percent growth 2010-2020:
12.8%

Openings 2010-2020:
+61,546

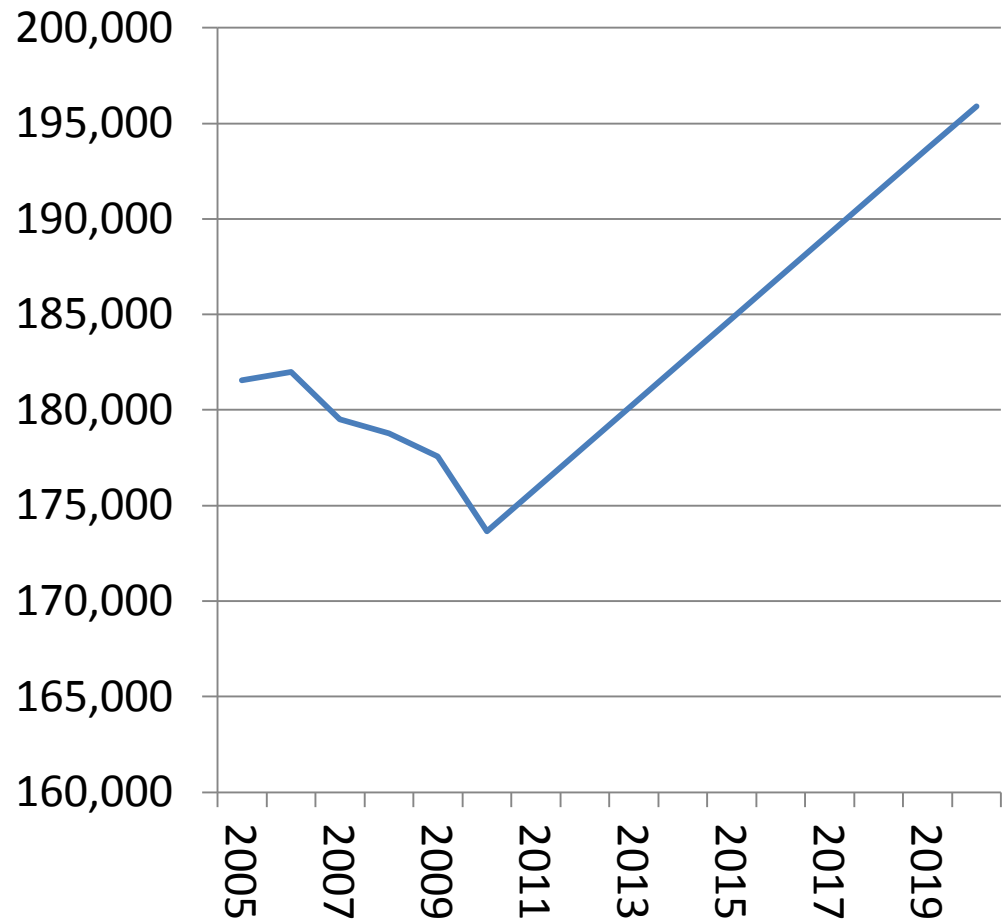
Most new jobs:
Office Clerks, General +10,505

Fastest growing 2010-2020: (in percent):
Office Clerks, General +36.6%

Fastest declining 2010-2020: (in percent):
Postal Service Mail Sorters, Processors, & Processing Machine Operators -45.3%

Highest paying (Annual Median Wage):
Postal Service Mail Carriers \$54,470

Cincinnati MSA Employment OFFICE & ADMINISTRATIVE SUPPORT OCCUPATIONS



Farming, Fishing, & Forestry Occupations

Numeric growth 2010-2020:

-97

Percent growth 2010-2020:

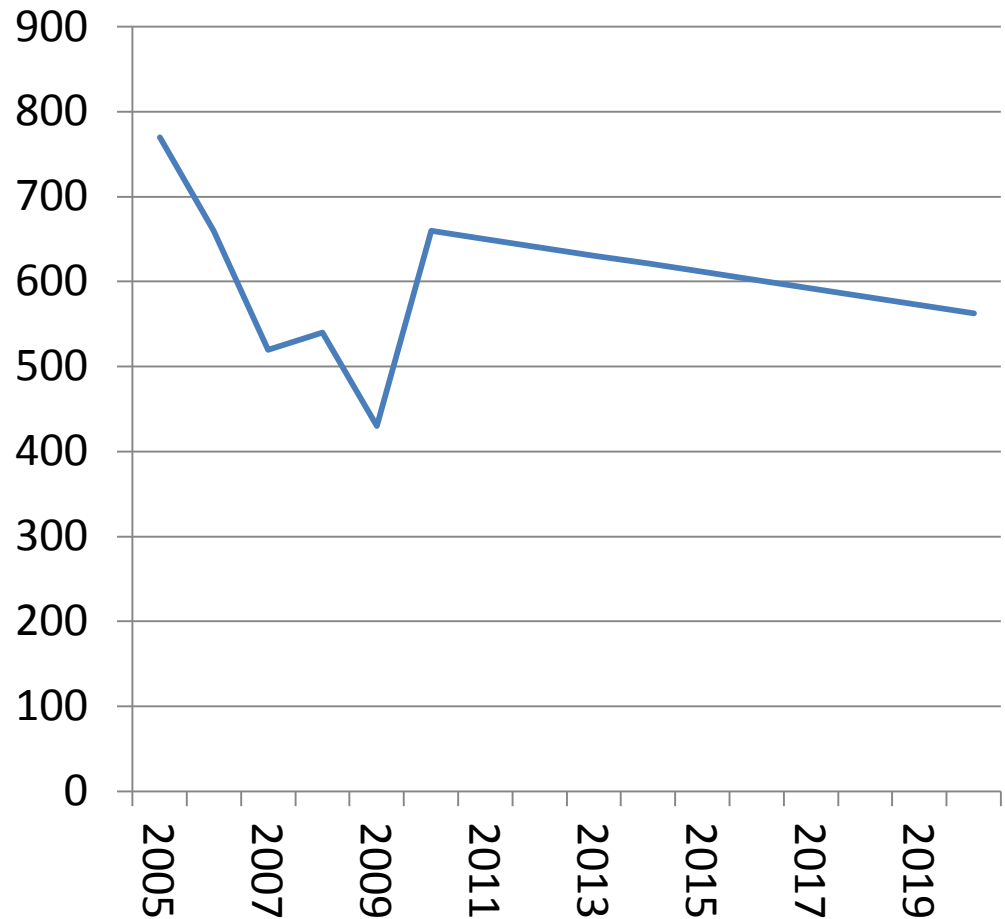
-1.5%

Openings 2010-2020:

+113

*Due to the large amount of Occupational Title & Code changes in the year 2010, accurate projections for **Fastest/Slowest Growing** and **Largest/Smallest Sub-Occupations** in this group cannot be calculated.

Cincinnati MSA Employment FARMING, FISHING, & FORESTRY OCCUPATIONS



Installation, Maintenance, & Repair Occupations

Numeric growth 2010-2020:
+1,770

Percent growth 2010-2020:
+5%

Openings 2010-2020:
+9,841

Most new jobs:

Industrial Machinery Mechanics
+1,867

Fastest growing 2010-2020: (in percent):

Heating, Air Conditioning, and Refrigeration Mechanics, +53.7%

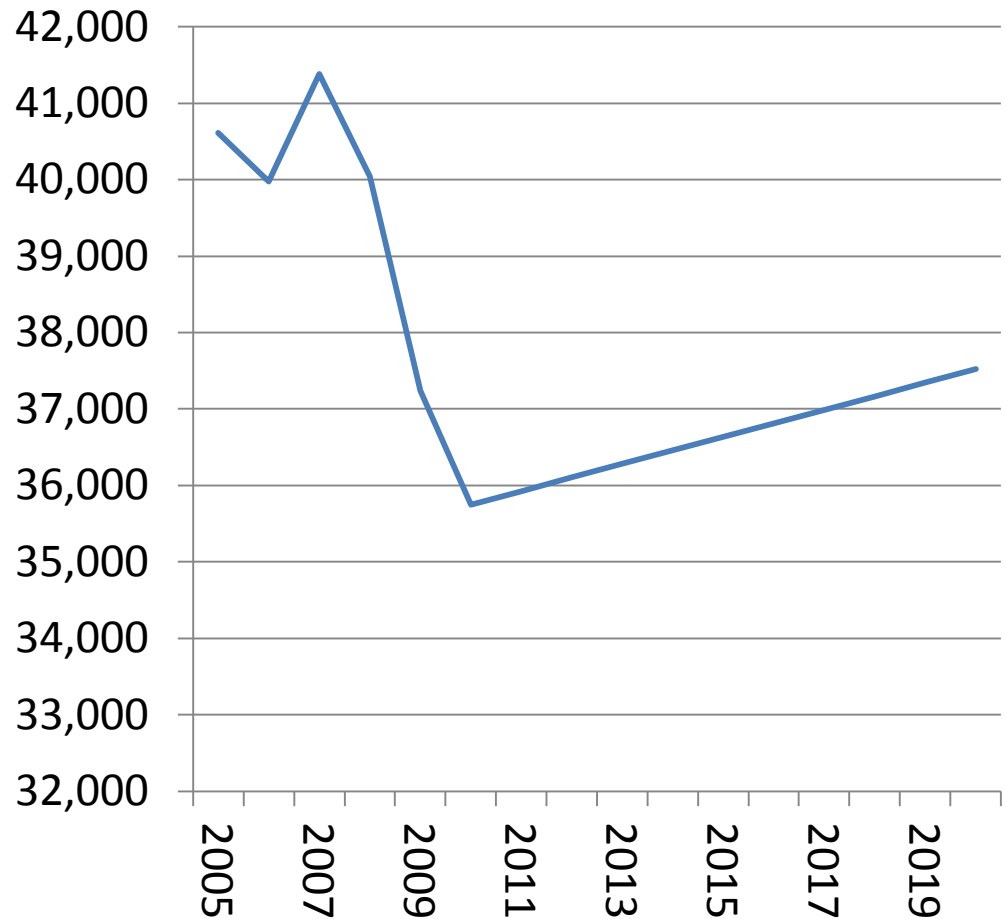
Fastest declining 2010-2020: (in percent):

Millwrights -24.8%

Highest paying (Annual Median Wage):

Aircraft Mechanics & Service Technicians \$61,800

Cincinnati MSA Employment INSTALLATION, MAINTENANCE, & REPAIR OCCUPATIONS



Production Occupations

Numeric growth 2010-2020:
+2,047

Percent growth 2010-2020:
+2.9%

Openings 2010-2020:
+17,421

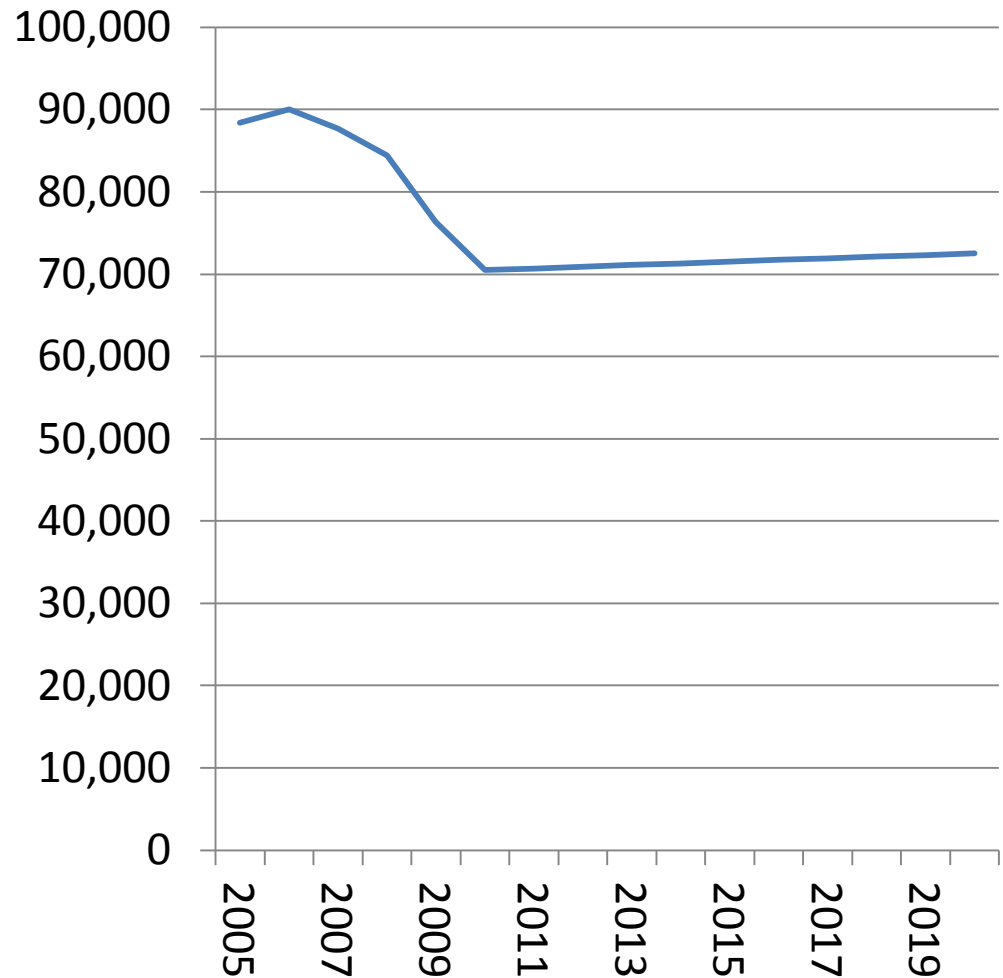
Most new jobs:
Assemblers & Fabricators, All Other
+987

Fastest growing 2010-2020: (in percent):
Woodworking Machine Setters, Operators, and Tenders, Except Sawing +40.2%

Fastest declining 2010-2020: (in percent):
Textile, Apparel, and Furnishings Workers, All Other -32.1%

Highest paying (Annual Median Wage):
Power plant Operators \$64,430

Cincinnati MSA Employment PRODUCTION OCCUPATIONS



Transportation & Material Moving Occupations

Numeric growth 2010-2020:

+2,365

Percent growth 2010-2020:

+3.3%

Openings 2010-2020:

+20,501

Most new jobs:

Packers & Packers, Hand +4,735

Fastest growing 2010-2020: (in percent):

Automotive & Watercraft Service Attendants +42.2%

Fastest declining 2010-2020: (in percent):

Material Moving Workers, All Other -8.6%

Highest paying (Annual Median Wage):

Captains, Mates, and Pilots of Water Vessels \$83,890

Cincinnati MSA Employment TRANSPORTATION & MATERIAL MOVING OCCUPATIONS

