

SPECIFICATIONS FOR ARTWORK PDF

It is important that you follow the specifications below and not embellish the artwork document in any way. If the document is submitted in any other format (including labeling of the work) then described below, you will be disqualified.


1. Choose a format (horizontal or vertical) for your document.
2. Use a white background only.
3. Use only one of the following fonts: Calibri, Arial, or Times New Roman.
4. Font size should be 12pt.
5. Put all images within the selected format so the top of each image is oriented to the top of the page.
6. There may only be one image per page. Any details of works must be put on their own pages within the document.
7. Properly label each image in the top left corner.
8. Total number of pages within the document may not exceed 14.
9. DO NOT include a title page.

On the following pages are provided examples of what your artwork document should look like in the various formats. ****Remember to not embellish this document in any way or you will be disqualified.***


****Images used in this example are 'Bridget' by Sooki Lee, 'Reclining Figure' by Henry Moore, and 'Still Got the Blues' by Gary Moore.***

Horizontal Format Example

Page 1




Page 2



Page 3



Page 4



Page 5



Page 6



When choosing a format for the overall document, think about the orientation of your images. Are most of them landscape/horizontal or portrait/vertical? Based on which you have the most of, choose that format to work within.

You have the option of adding up to 7 details of your chosen works. Choose carefully! A 3-dimensional piece may need more details than a 2-dimensional piece. Do not put details into the document unless they are providing the faculty information to consider.

The page numbers is solely to show you the order of the images within a PDF. These are not part of the labeling in any way.

Vertical
Format
Example

Page 1

Joe Smith
Bridgette
Charcoal on Paper
24" x 36"
Completed for ARTD 410



Page 2

Joe Smith
Bridgette
DETAIL



Page 3

Joe Smith
Bird Man
Glazed Ceramic
26" x 13" x 9"
Completed for ARTC 330



Page 4

Joe Smith
Bird Man
DETAIL



Page 5

Joe Smith
Bird Man
DETAIL



Page 6


Joe Smith
Bird Man
DETAIL



Time-Based (Video) Submission Layout Examples

Joe Smith
Still Got the Blues
Video
4600 pixels x 2450 pixels
Completed for ARTM 130


<https://www.youtube.com/watch?v=A7VKAANNAAMgXX4>



A video player thumbnail showing a blue-tinted scene of a band performing. A person in the foreground is playing a harmonica, while a guitarist is visible in the background. A play button icon is located in the bottom-left corner of the video frame.

Joe Smith
Still Got the Blues
Video
4600 pixels x 2450 pixels
Completed for ARTM 130

<https://www.youtube.com/watch?v=A7VKAANNAAMgXX4>



A video player thumbnail showing a blue-tinted scene of a band performing. A person in the foreground is playing a harmonica, while a guitarist is visible in the background. A play button icon is located in the bottom-left corner of the video frame.