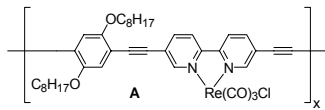


Sarah A. Beetem, Katherine Cilwa, Keith A. Walters
 Department of Chemistry, Northern Kentucky University, Highland Heights, KY 41099

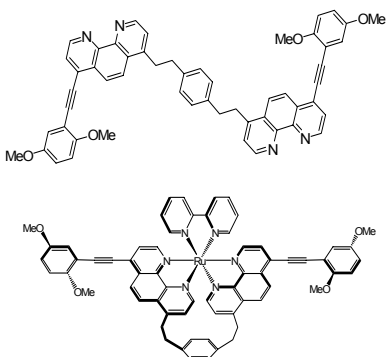
Objective: The purpose of our research is to synthesize new supramolecular building blocks and investigate their photochemical and photophysical properties.

What are we trying to accomplish?

Problem: Most researchers^{1,2,3,4} have explored polymers (A) with pendant transition metal complexes. When excited by light, the polymer and transition metal tend to interact on their own.



Solution: Our solution is to directly incorporate the transition metals into the backbone of the polymer using a ligand inspired by Sauvage⁵. This adaptation would be beneficial in enhancing the interaction of the metal and polymer backbone which could be seen in the observed photophysical properties and making it considerably easier to tune the properties of the polymer. The ability to tune the properties would open the door for these systems to be useful in new solar energy conversion systems including solar cells and molecular wires.

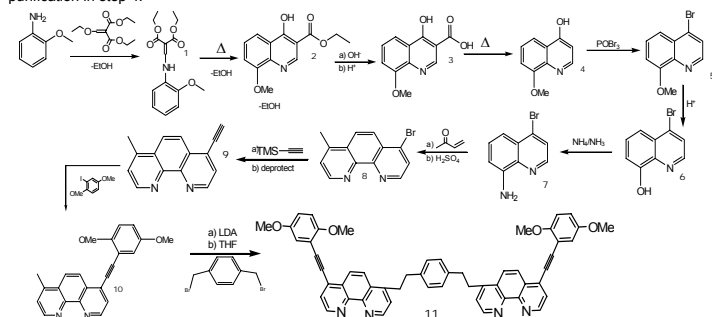


How are we going to do this?

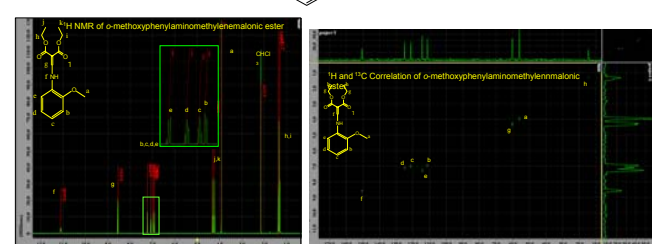
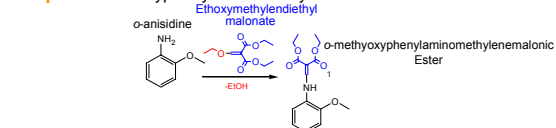
- Create a supramolecular linear directing ligand through a multi-step synthesis
- Incorporate transition metals (such as ruthenium or rhenium) into the ligand
- Investigate the photochemical and photophysical properties of the ligand through spectroscopy

Synthesis of Model Ligand

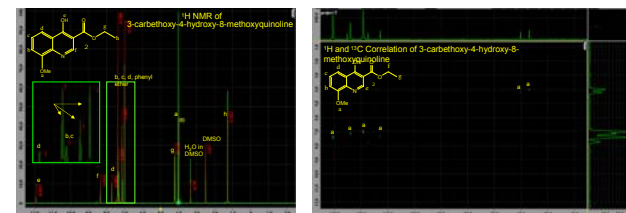
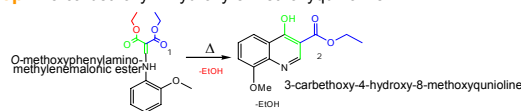
The current focus of the synthesis is optimizing Steps 3-5. NMRs from step 5 show a phenyl ether impurity which would come from step 3. We are currently investigating using other solvents for step 3 and optimizing purification in step 4.



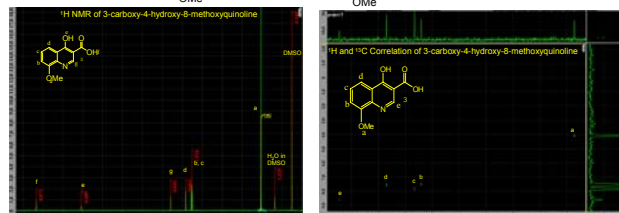
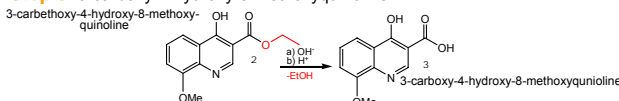
Step 1: o-methoxyphenylaminomethylenemalonate Ester



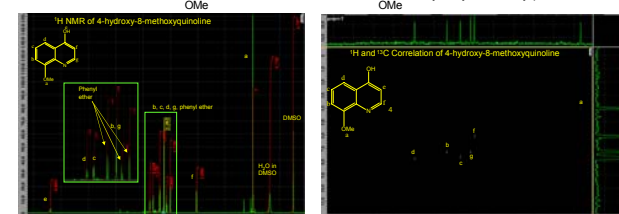
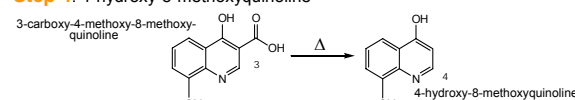
Step 2: 3-carboxy-4-hydroxy-8-methoxyquinoline



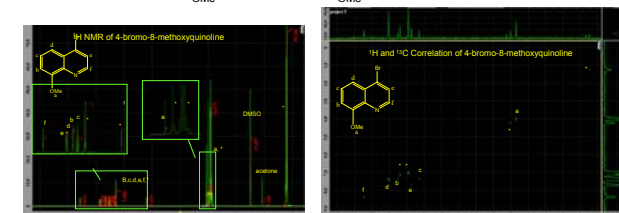
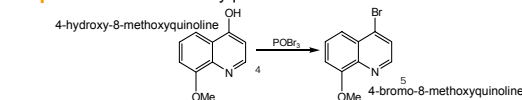
Step 3: 3-carboxy-4-hydroxy-8-methoxyquinoline



Step 4: 4-hydroxy-8-methoxyquinoline

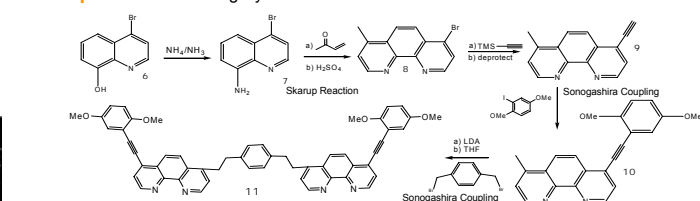


Step 5: 4-bromo-8-methoxyquinoline



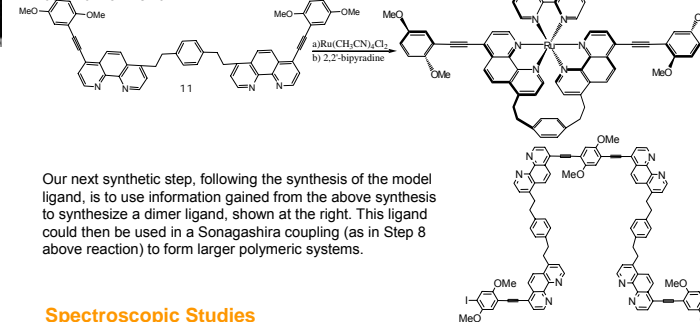
The identified peaks were confirmed using the reference⁶ NMR peaks. The remaining peaks (*) are believed to be either starting material or byproducts of the phenyl ether reacting with POBr₃. The next step is to investigate this and remove the phenyl ether from step 4 before we proceed to step 5.

Steps 6-11: Remaining Synthesis



The Next Step

Following synthesis of the model ligand (above), it will be bound to transition metal centers, such as ruthenium or rhenium.



Our next synthetic step, following the synthesis of the model ligand, is to use information gained from the above synthesis to synthesize a dimer ligand, shown at the right. This ligand could then be used in a Sonogashira coupling (as in Step 8 above reaction) to form larger polymeric systems.

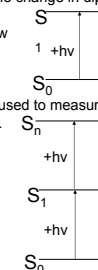
Spectroscopic Studies

Following synthesis of the model ligand and metal ligand complexes, a detailed spectroscopic study will be conducted. This will help in understanding how the ligand and transition metal are interacting with light. Along with the methods shown, we will also use Stark spectroscopy to determine the distance of charge transfer within the molecule following excitation by measuring the change in dipole moment.

Absorption Spectroscopy will be used to determine how the molecules absorb light.



Emission Spectroscopy will be used to measure the emission, or light given off, by a molecule.



Transient Absorption Spectroscopy will be used to measure the absorption of a molecule that has already been excited to higher excited states using a pulsed laser.

References:

- Ley, K. D.; Schanze, K. S. *Coord. Chem. Rev.* **1998**, *171*, 287-307.
- Walters, K. A.; Ley, K. D.; Cavaleiro, C. S. P.; Miller, S. E.; Gosztola D.; Wasielewski, M. R.; Bussandri, A. P.; Van Willigen, H.; Schanze, K. S. *J. Am. Chem. Soc.* **2001**, *123*, 8329-8342.
- Wang, Y.; Liu, S.; Pinto, M. R.; Dattelbaum, D. M.; Schoonover, J. R.; Schanze, K. S. *J. Phys. Chem. A* **2001**, *105*, 11118-11127.
- Kingsborough, R. P.; Swager, T. M. In *Prog. Inorg. Chem.*; Karlin, K. D., Ed.; John Wiley & Sons, 1999; Vol. 48, p 123.
- Pomeranc, D.; Heitz, V.; Chambron, J. C.; Sauvage, J.P. *J. Am. Chem. Soc.* **2001**, *123*, 12215-12221.
- Gershon, H.; Clarke, D. D. *Montash. Chem.* **1991**, *122*, 935-941.
- Lauer, W. M.; Arnold, R. T.; Tiffany, B.; Tinker, J. J. *Am. Chem. Soc.* **1946**, *68*, 1268-1269.
- Sonogashira, K. In *Comprehensive Organic Synthesis*; Trost, B. M., Fleming, I., Eds.; Pergamon Press: Oxford, 1991; Vol. 3, p 521.
- Juris, A.; Balzani, V.; Barigelletti, F.; Campagna, S.; Belsler, P.; Von Zelewsky, A. *Coord. Chem. Rev.* **1988**, *84*, 85-277.
- Worl, L. A.; Duesing, R.; Chen, P.; Della Ciana, L.; Meyer, T. J. *J. Chem. Soc. Dalton Trans.* **1991**, 849-858.

Acknowledgments: We would like to thank Northern Kentucky University for their support. We would also like to thank CINSAM, Kentucky Science and Engineering Foundation, Camille and Henry Dreyfus Foundation, and Northern Kentucky University's Student Undergraduate Research Grant for financial support.

This research project has also been presented at the National ACS Convention in Anaheim, CA and at the Ohio Inorganic Conference in Cincinnati, OH.